



PICMG 3.7 – Extending the Standard for Higher Performance Footprint

Rob Persons

Sr. Presales Architect

Artesyn Embedded Technologies

Why Extend Successful Standard



PICMG 3.0
10 Years of Growth



New Market Adoption



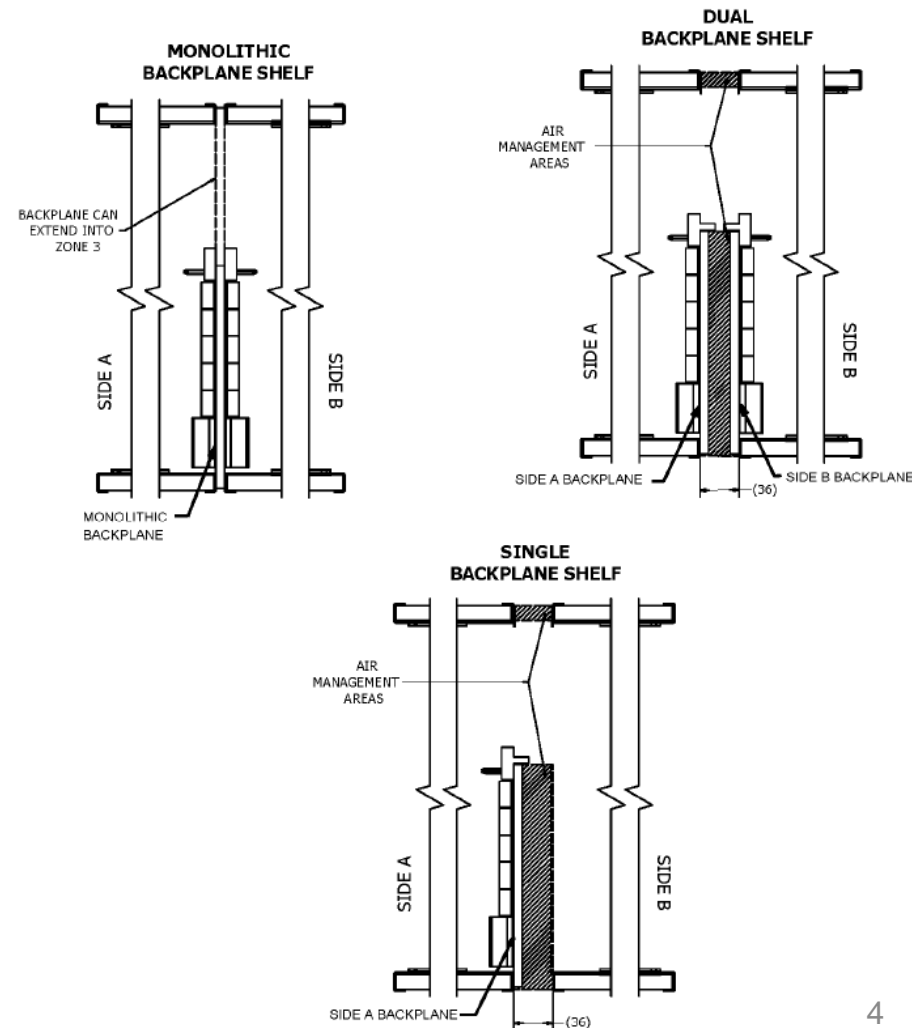
New Performance Requirements

Goals of PICMG 3.7

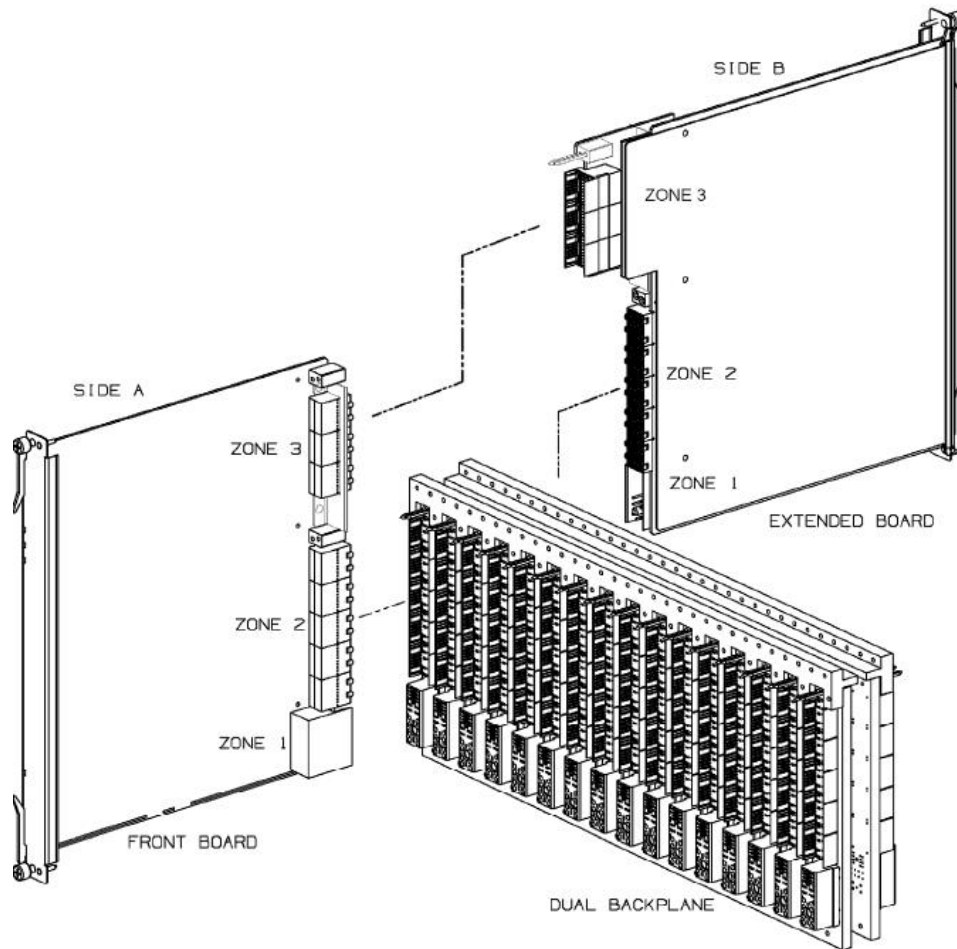
- Information Based on Draft R 8.0, DEC 2013
- Build on PICMG 3.0 by Extending the Standard
- Increase Performance Density
- Extend System Power and Cooling Capabilities
- Explicitly Support DC and AC Power Solutions
- Expand ATCA to new Environments
- Increase Base Interface to 10Gb
- While Maintaining Interoperability with PICMG 3.0

Expanding Shelf Definitions

- Expand System Definition to Dual Sided Shelves
- New Shelf Definitions
 - Monolithic Backplane Shelf
 - Single Sided Backplane Shelf
 - Dual Backplane Shelf
- Increase Power Allowed by Zone 1 to 800W
- Dual Sided Systems are Deeper but no Depth is Defined in the Standard for Chassis

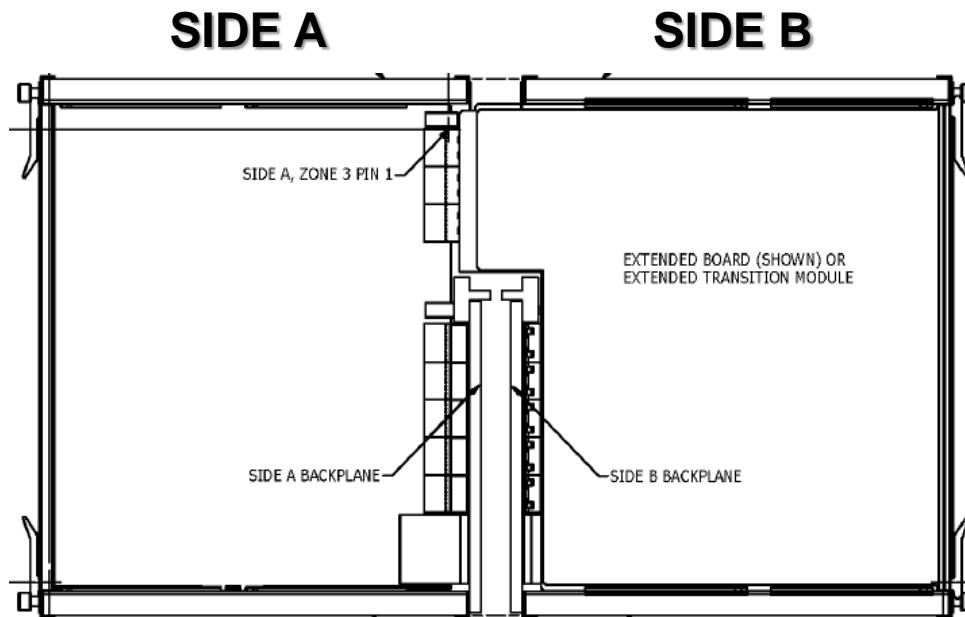


Expanding Rear Transition Modules



- Allows for Expanded RTM Area
- Extended Transition Modules
 - Zone 3 Connection Only
- Extended Boards
 - Zone 1
 - Zone 3
 - Or All 3 Zones
 - Work Cooperatively or Independently of Front Board

Expanding Rear Transition Modules

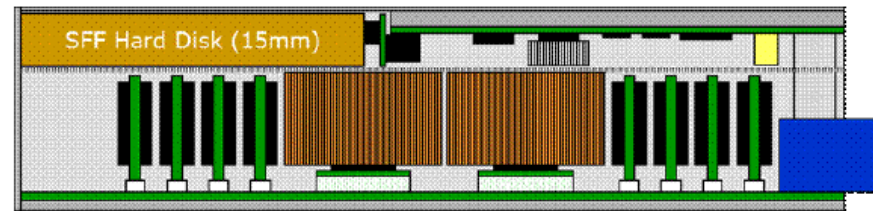


- Allows for Expanded RTM Area
- Extended Transition Modules
 - Zone 3 Connection Only
- Extended Boards
 - Zone 1
 - Zone 3
 - Or All 3 Zones
 - Work Cooperatively or Independently of Front Board


Increasing Payload Capability

- Double Wide Boards Defined Since PICMG 3.0
- PICMG 3.7 Expands Pitch Width and PCB Orientation
 - Left Aligned Module
 - Center Aligned Module
- Applies to the new Extended Mezzanines and Extended Boards

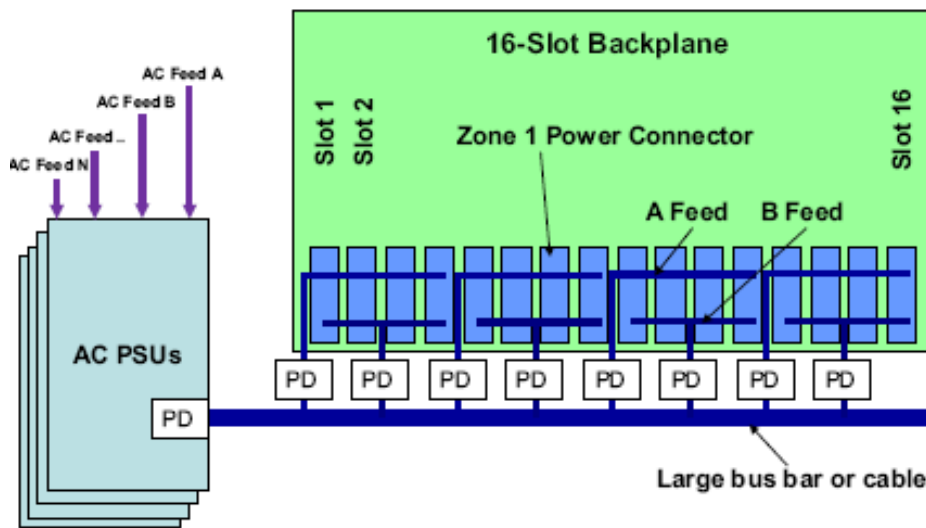
Left Aligned



Center Aligned

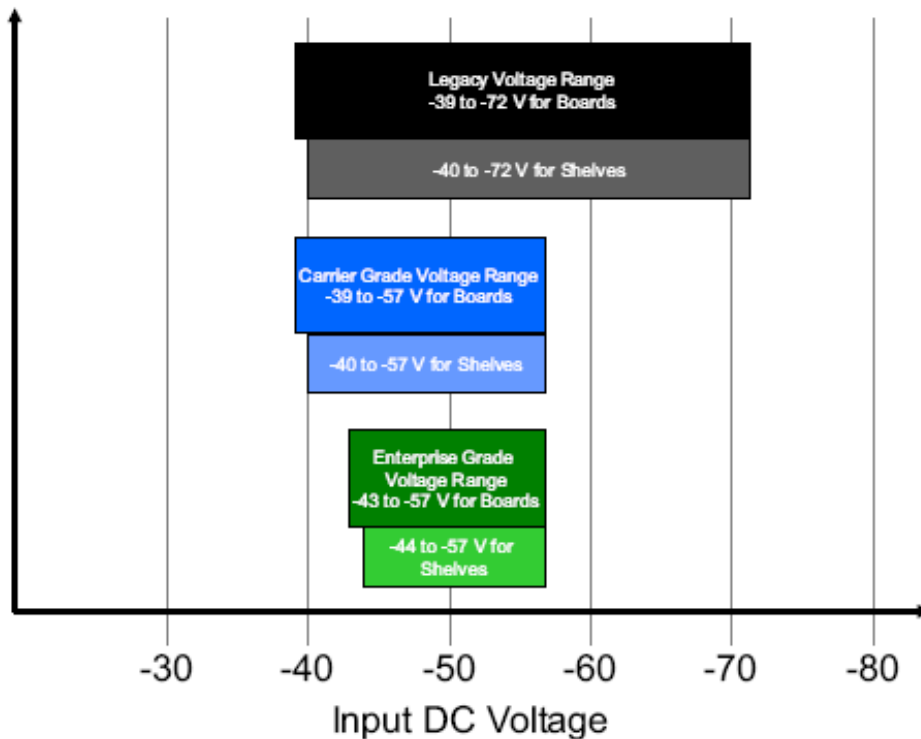


Expanded Power



- AC Options can be Used
 - Must Supply -48VDC to Backplane
- PICMG 3.7 Allows for -60VDC to reduce cost
- Defines 3 Operational Voltage Ranges (Improve Cost)
 - Legacy (-60VDC and -48VDC)
 - Carrier Grade (-48VDC)
 - Enterprise Grade (-48VDC)

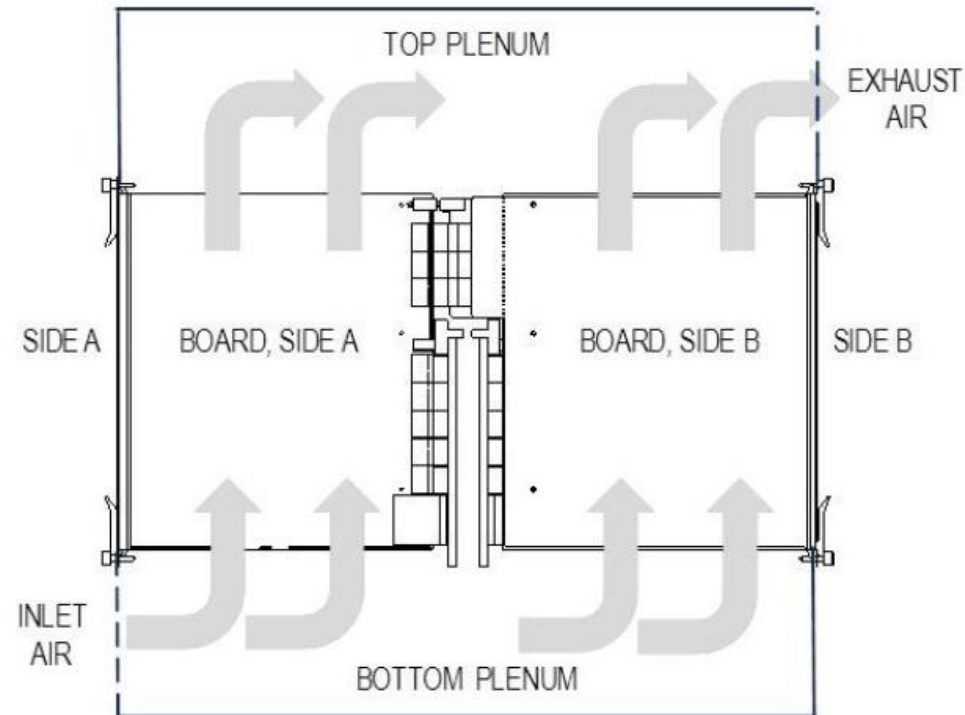
Expanded Power



- AC Options can be Used
 - Must Supply -48VDC to Backplane
- PICMG 3.7 Allows for -60VDC to reduce cost
- Defines 3 Operational Voltage Ranges (Improve Cost)
 - Legacy (-60VDC and -48VDC)
 - Carrier Grade (-48VDC)
 - Enterprise Grade (-48VDC)

New Cooling Requirements

- New Expanded Rear Sub-Chassis will Require More Cooling than Traditional RTM
- Worst Case Power for a 32 Slot System at 800W is 25KW
- Expanded Power on Boards Require Greater Air Flow
- Detailed Analysis and Cooling Guidelines Now part of the Standard
- New Requirements For Board Vendors to Supply Air Flow Characteristics of Board
- Shelf Cooling Capability Now Part of PICMG 3.7



Cooling Performance Levels

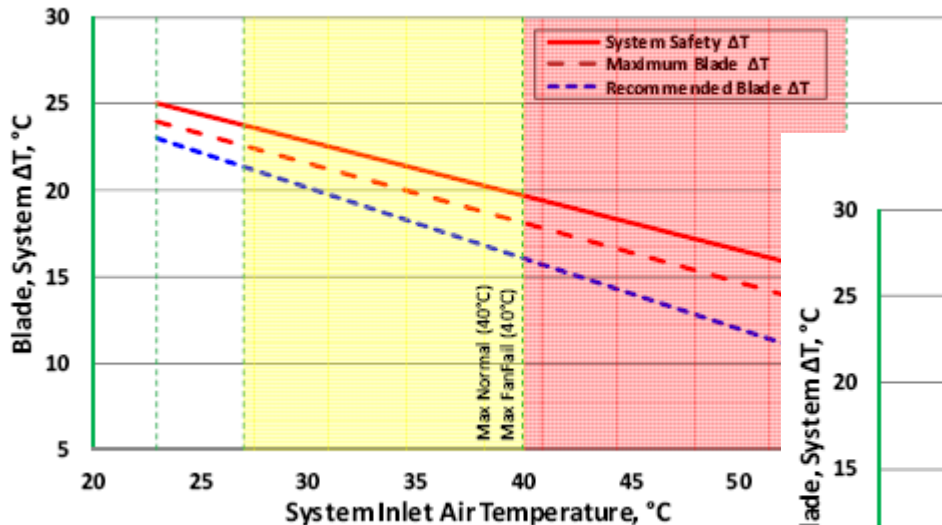
- Performance Profiles Included with PICMG 3.7
 - Central Office
 - Data Center
- Additional Cooling Classes for Systems
- Performance Compliance Separates Carrier vs. Data Center Operations

Max. Blade Power per class; Single-Wide Blades (Front)		Data Center Climatics & ΔT Profile							Central Office Climatics & ΔT Profile						ρ [kg/m ³]
		GR-3160	GR-3160	ASHRAE	ASHRAE	ASHRAE	ETSI	ASHRAE	GR-63	GR-63	GR-63	ETSI	GR-63	GR-63	
		min.	exp.	A1	A2	A3	3.1E (DC)	A4	Lvl-2 S(M)	Lvl-3 F(M)	Lvl-3 S(M)	3.1E (CO)	Lvl-3 F(M+O)	Lvl-3 S(M+O)	
Class	SW [ACFM]	20.1	17.6	22.4	21.4	21.4	21.2	16.0	17.6	12.0	10.0	14.1	12.0	10.0	ΔT [°C]
B.1	25	245	208	214	202	202	200	186	186	154	126	126	123	101	Wmax [W]
B.2	30	294	249	257	243	242	240	223	223	185	151	151	148	121	Wmax [W]
B.3	35	343	291	300	283	282	280	260	260	215	176	176	173	141	Wmax [W]
B.4/C.4	40	392	332	343	324	323	321	298	298	246	201	201	197	161	Wmax [W]
C.5	50	490	415	428	405	404	401	372	372	308	252	251	247	202	Wmax [W]
C.6	60	588	499	514	486	484	481	446	446	369	302	301	296	242	Wmax [W]
C.7	70	686	582	600	566	565	561	521	521	431	353	352	345	283	Wmax [W]
C.8	80	784	665	685	647	646	641	595	595	492	403	402	395	323	Wmax [W]
C.9	90	882	748	771	728	726	721	670	670	554	453	452	444	363	Wmax [W]
C.10	100	980	831	856	809	807	801	744	744	615	504	502	493	404	Wmax [W]
Max. Blade Power per class; Double-Wide Blades (Front)		Data Center Climatics & ΔT Profile							Central Office Climatics & ΔT Profile						ρ [kg/m ³]
		GR-3160	GR-3160	ASHRAE	ASHRAE	ASHRAE	ETSI	ASHRAE	GR-63	GR-63	GR-63	ETSI	GR-63	GR-63	
		min.	exp.	A1	A2	A3	3.1E (DC)	A4	Lvl-2 S(M)	Lvl-3 F(M)	Lvl-3 S(M)	3.1E (CO)	Lvl-3 F(M+O)	Lvl-3 S(M+O)	
Class	DW [ACFM]	20.1	17.6	22.4	21.4	21.4	21.2	16.0	17.6	12.0	10.0	14.1	12.0	10.0	ΔT [°C]
B.1	50	490	415	428	405	404	401	372	372	308	252	251	247	202	Wmax [W]
B.2	60	588	499	514	486	484	481	446	446	369	302	301	296	242	Wmax [W]
B.3	70	686	582	600	566	565	561	521	521	431	353	352	345	283	Wmax [W]
B.4/C.4	80	784	665	685	647	646	641	595	595	492	403	402	395	323	Wmax [W]
C.5	100	980	831	856	809	807	801	744	744	615	504	502	493	404	Wmax [W]
C.6	120	1176	997	1028	971	968	962	893	893	738	604	603	592	484	Wmax [W]
C.7	140	1372	1163	1199	1133	1130	1122	1041	1042	862	705	703	690	565	Wmax [W]
C.8	160	1569	1329	1370	1295	1291	1282	1190	1190	985	806	804	789	646	Wmax [W]
C.9	180	1765	1496	1542	1457	1453	1443	1339	1339	1108	907	904	888	727	Wmax [W]
C.10	200	1961	1662	1713	1619	1614	1603	1488	1488	1231	1007	1005	986	807	Wmax [W]
Power Connection, Excluding RTM power:							> ~800W	~400 ... ~800W	~200 ... ~400W	< ~200W					

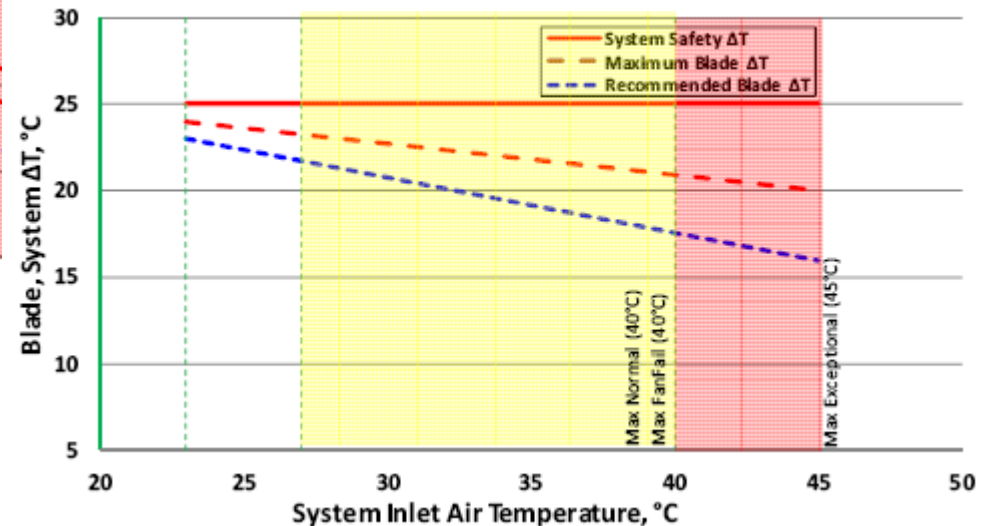
Cooling Performance Levels

- Performance Profiles Included with PICMG 3.7
 - Central Office
 - Data Center
- Additional Cooling Classes for Systems
- Performance Compliance Separates Carrier vs. Data Center Operations

Temperature Rise Profile, Central Offices



Temperature Rise Profile, Data Centers



Additional Enhancements

- Data Transport Expansion
 - BASE Interface Moving to 10GBASE-T
 - Still Must Support 1000BASE-T
- Provisions for Redundant Hub Blades for Dual Sided Configurations
- A Large Portion of PICMG 3.7 is Dedicated to the Hardware Platform Management Expansion to Accommodate the new Expanded Shelf and Board Capabilities